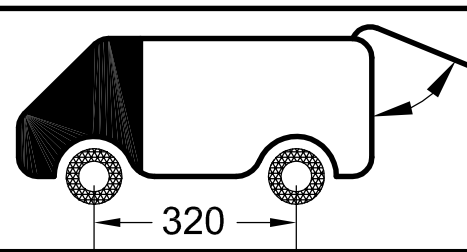

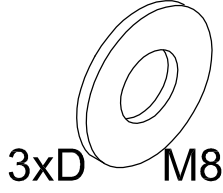
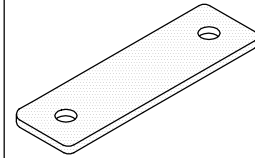
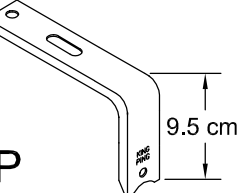
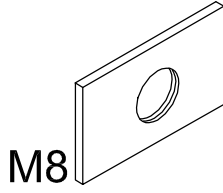
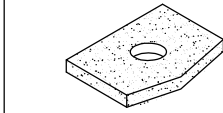
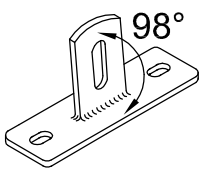
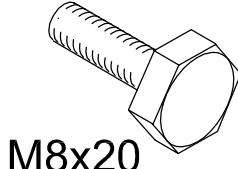
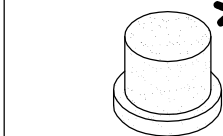
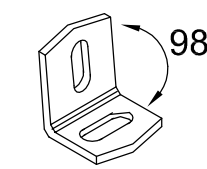




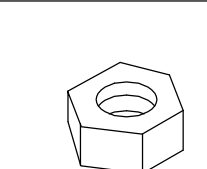
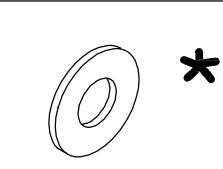


Mercedes Vito

280x143 cm. L1 H1



 S 8 cm.	4x	 3xD M8	16x	 6x	
 P 9.5 cm.	4x	 M8	8x	 2x	
 98°	6x	 M8x20	8x	 M6 *	14x
 98°	2x	 M6x25 *	14x	 KING-PING	2x
 M8	8x	 M6 *	14x		
 M8	16x	 3xD M6 *	14x		

